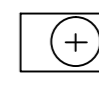
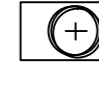

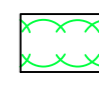
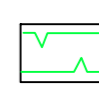
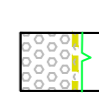
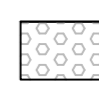


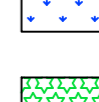


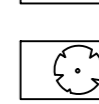
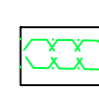
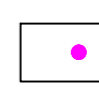
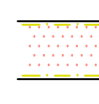
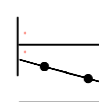
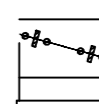
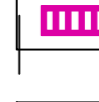
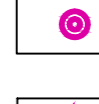















KEY

-  PROPOSED FEATHERED TREE, INCLUDING STAKE AND TIE. SEE SPECIFICATION NOTES A1, B2-3, B5, C1-4, D1-2 AND E1.
-  PROPOSED STANDARD TREE, INCLUDING DOUBLE STAKE AND TIE. SEE SPECIFICATION NOTES A1, B2-3, B5, C1-4, D1-2 AND E1. ALL TREES WITHIN 2.5M FROM THE HIGHWAYS SHOULD RECEIVE A ROOT BARRIER, RE-ROOT 2000 FROM GREENBLUE URBAN.
-  SHRUB AND HERBACEOUS PLANTING, INCLUDING BIODEGRADABLE SHEET AND BARK MULCH (ACCORDING TO SPECIFICATION). SEE SPECIFICATION NOTES A1-2, B1-3, C1-3, D1-2 AND E1.
-  NATIVE WHIP AND SHRUB PLANTING IN MIXES, INCLUDING BIODEGRADABLE SHEET AND BARK MULCH (ACCORDING TO SPECIFICATION). SEE SPECIFICATION NOTES A1-2, B1-3, C1-3, D1-2 AND E1.
-  HEDGE PLANTING, INCLUDING BIODEGRADABLE SHEET AND BARK MULCH (ACCORDING TO SPECIFICATION). REFER TO HEDGE SCHEDULES ON PLAN AND THE SCHEDULE OF QUANTITIES. SEE SPECIFICATION NOTES A1-2, B1-3, B5, C1-3, D1-2 AND E1.
-  HEDGE PLANTING, INCLUDING BIODEGRADABLE SHEET AND BARK MULCH (ACCORDING TO SPECIFICATION) INCLUDING TIMBER BOARD EDGING TO SEPARATE FROM GRAVEL AREA. REFER TO HEDGE SCHEDULES ON PLAN AND THE SCHEDULE OF QUANTITIES. SEE SPECIFICATION NOTES A1-2, B1-3, B5, C1-3, D1-2 AND E1.
-  WASHED, ROUNDED, BUFF COLOURED GRAVEL, 20mm GAUGE, 40mm DEPTH, FINISHED LEVEL 15mm BELOW ADJACENT SURFACE AND OVER 'COVERTEX' OVER LIGHTLY CONSOLIDATED SUBGRADE.
-  CULTIVATED TURF UNLESS OTHERWISE STATED ON PLAN. SEE SPECIFICATION NOTES B4, C5 AND E1.
-  WILDFLOWER SEEDED AREA. REFER TO PLANT SCHEDULE FOR SPECIFICATION OF MIX.
-  WET WILDFLOWER SEEDED AREA. REFER TO PLANT SCHEDULE FOR SPECIFICATION OF MIX.
-  MARGINAL PLANTING AREA. REFER TO PLANT SCHEDULE FOR SPECIFICATION OF MIX.
-  BULB PLANTING IN MIXES, SPRING FLOWERING VARIETIES. REFER TO SCHEDULE FOR FURTHER INFORMATION.
-  SPECIMEN SHRUBS IN SHRUB BEDS OR PIT PLANTED IN GRASS/GRVEL AREAS. SPECIMEN SHRUBS IN GRASS ARE MEASURED SEPARATELY IN SCHEDULE OF QUANTITIES. SEE SPECIFICATION NOTES A1, B1-3, C1-3, D1-2 AND E1.
-  EXISTING TREE TO BE RETAINED. SEE GENERAL NOTE A1 AND E1 IF PREPARED. SEE ALSO JAMES BLAKE ASSOCIATES PLAN AND SCHEDULE FOR ANY SURGERY WORKS.
-  EXISTING VEGETATION GROUP OR HEDGE TO BE RETAINED. SEE GENERAL NOTE A1 AND E1 IF PREPARED. SEE ALSO JAMES BLAKE ASSOCIATES PLAN AND SCHEDULE FOR ANY SURGERY WORKS.
-  22No. LOW MAINTENANCE POLYURETHANE ART SEAT TO BE SUPPLIED AND INSTALLED BY SUB INNOVATIONS TEL: 01787 246015.
-  FOOTPATHS TO BE BITUMEN MACADAM WITH BUFF COLOUR CHIPPINGS ROLLED INTO SURFACE TO ENGINEERS SPECIFICATION, EDGING TO BE PRE-CAST CONCRETE 50 x 150mm, SQUARE/FLAT TOPPED, LAID FLUSH.
-  KNEE RAIL 600mm HEIGHT, AS PER SITE PLANS
-  POST AND 2 RAIL FENCE 1.2M HEIGHT, AS PER SITE PLANS
-  TIMBER AND METAL BENCH, TYPE HORIZON SEAT AVAILABLE FROM FURNITURES TEL: 020 8378 3200 OR SIMILAR AND APPROVED.
-  TIMBER AND METAL BIN, TYPE PORTMAN BIN AVAILABLE FROM FURNITURES TEL: 020 8378 3200 OR SIMILAR AND APPROVED.
-  IBSTOCK BAT BOX. LOCATED ON THE SOUTH WEST OR EASTERN SIDE OF THE BUILDING AND APPROVED BY ECOLOGIST.
-  BIRD BRICK BOXES. LOCATED ON NORTHERN SIDE OF THE BUILDING AND APPROVED BY ECOLOGIST.
-  STEEL BUILT RANGE: SB6649 - AYTON SPINNING STATION. AVAILABLE FROM MIRACLE DESIGN AND PLAY LTD. TEL: 01604658240.
-  STEEL BUILT RANGE: SB6646 - KINGSBURY CROSS TRAINER. AVAILABLE FROM MIRACLE DESIGN AND PLAY LTD. TEL: 01604658240.
-  STEEL BUILT RANGE: SB6645 - TROTT MULTI-FITNESS APPARATUS. AVAILABLE FROM MIRACLE DESIGN AND PLAY LTD. TEL: 01604658240.
-  TIMBER BUILT RANGE: TB7034 - LEIGHFIELD TIMBER DOUBLE SWING. AVAILABLE FROM MIRACLE DESIGN AND PLAY LTD. TEL: 01604658240.
-  TIMBER BUILT RANGE: TB7044 - BACKLASH TIMBER SE-SAW UNIT. AVAILABLE FROM MIRACLE DESIGN AND PLAY LTD. TEL: 01604658240.
-  TIMBER BUILT RANGE: TB7047 - MORFE TIMBER MULTI-PLAY UNIT. AVAILABLE FROM MIRACLE DESIGN AND PLAY LTD. TEL: 01604658240.
-  TIMBER BUILT RANGE: MAECS-CLAMBER STACK. AVAILABLE FROM MIRACLE DESIGN AND PLAY LTD. TEL: 01604658240.
-  STEEL BUILT RANGE: SB3034 - MEKOR TWIRL ROUNDABOUT. AVAILABLE FROM MIRACLE DESIGN AND PLAY LTD. TEL: 01604658240.



REV	DATE	BY	CHKD	APPD	DESCRIPTION
01	15/01/21	JBA	JBA	JBA	ISSUED FOR PERMITS
02	16/01/21	JBA	JBA	JBA	ISSUED FOR PERMITS
03	16/01/21	JBA	JBA	JBA	ISSUED FOR PERMITS
04	16/01/21	JBA	JBA	JBA	ISSUED FOR PERMITS
05	16/01/21	JBA	JBA	JBA	ISSUED FOR PERMITS

CLIENT	PROJECT	DWG. TITLE				
PERMANS HOMES SUFFOLK	ELLEN ALDOUN AVENUE, HADLEIGH SUFFOLK	DETAILED SOFT LANDSCAPE PROPOSAL FOR PLOTS AND DETAILED SOFT AND HARD LANDSCAPE PROPOSAL FOR PDS				
PURPOSE OF ISSUE	SCALE	DATE				
PLANNING	1:200A1	FEBRUARY 2019				
DRAWN	CHECKED	AUTH'D	SCALE	DATE	DWG. NO.	REV.
JBA	JBA	JBA	1:200A1	FEBRUARY 2019	15008420	0

JAMES BLAKE ASSOCIATES

The Block Barn, Hall Road, Lavenham, Suffolk, CO10 9DX
 Tel: (01787) 248216 Fax: (01787) 247264
 jamesblake@jba-landscarc.com www.jba-landscarc.com

LANDSCAPE ARCHITECTURE • ARBORICULTURE • ECOLOGY